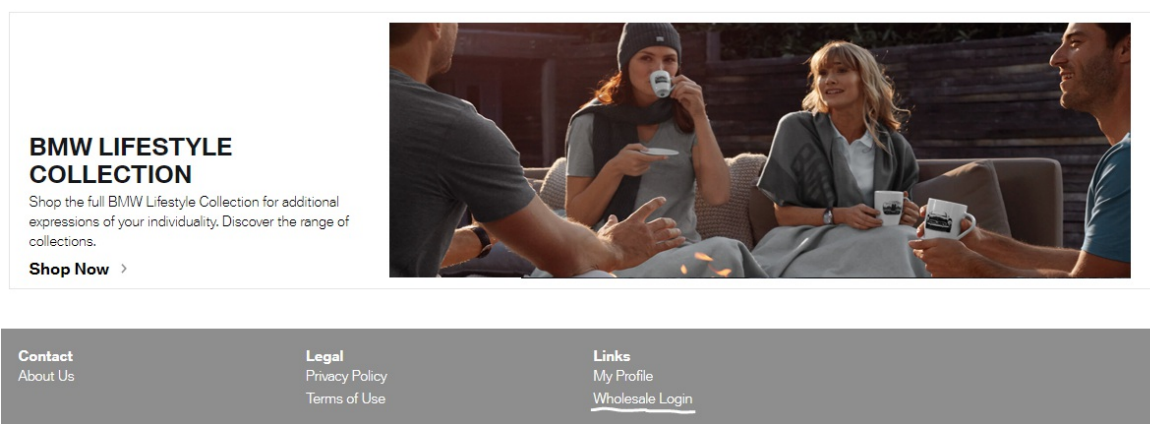


# Wholesale Module

Last Modified on 08/15/2019 1:19 pm EDT

The Wholesale Module is an optional add-on for your SimplePart site which provides real-time discounted pricing for certain customers when they browse your parts website. This is only visible to your customers who have an approved Wholesale Login.

In order for customers to get a Wholesale Login, they must first request one on your website. Once you have the Wholesale Module enabled, this screen can be found in the footer of your site under the name “Wholesale Login”.



Here, customers can either log in (if they already have been approved) or request an account.

A screenshot of the 'Wholesale Account Log-In' page. The page has a light gray background. On the left, there's a white box containing the title 'Wholesale Account Log-In' and the subtitle 'Demo Wholesale BMW Canada'. Below this, there are two input fields: 'Username' and 'Password'. A link 'Forgot your password?' is located below the password field. A blue 'LOGIN' button is at the bottom of the white box. To the right of the white box, the text 'Need a wholesale account?' is displayed above a blue button labeled 'REQUEST ONE HERE'.

When a customer requests an account, they will see the following screen :

## Request Wholesale Account

Custom, free-form text lorem ipsum dolor sit amet, consectetur adipiscing elit, sed do eiusmod tempor incididunt ut labore et dolore magna aliqua. Ut enim ad minim veniam, quis nostrud exercitation ullamco laboris nisi ut aliquip ex ea commodo consequat. Duis aute irure dolor in reprehenderit in voluptate velit esse cillum dolore eu fugiat nulla pariatur. Excepteur sint occaecat cupidatat non proident.

### PERSONAL INFORMATION

First Name	Last Name
<input type="text"/>	<input type="text"/>
Business Name	Phone Number
<input type="text"/>	<input type="text"/>
Email	
<input type="text"/>	

### SHIPPING ADDRESS

Shipping Address Line 1

Shipping Address Line 2

City	State/Province	Postal Code	Country
<input type="text"/>	<input type="text"/>	<input type="text"/>	<input type="text"/>

### BILLING ADDRESS

Billing Address Line 1

Billing Address Line 2

City	State/Province	Postal Code	Country
<input type="text"/>	<input type="text"/>	<input type="text"/>	<input type="text"/>

[My Shipping Address Is The Same As My Billing Address](#)

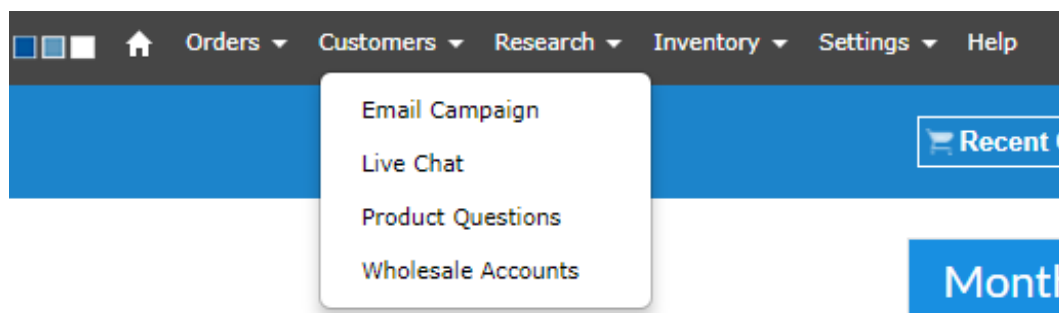
### TAX INFORMATION

Tax ID / Wholesale ID	Tax-Exempt Status
<input type="text"/>	<input type="text"/>

Other Request Notes

[Request Account](#)

Once they've filled in their info and submitted their request, it will show up in your Control Panel under Customers > Wholesale Module



On this screen you will see both your Pending Wholesale Accounts:

PENDING WHOLESALE ACCOUNTS				
Name	Company	City/State	Request Date	
Joe Sample	Sample IR	Richmond Hill Ontario	10/9/2018 12:54:32 PM	<a href="#">MORE INFO</a> <a href="#">APPROVE</a> <a href="#">REJECT</a>

And current Wholesale Accounts:

WHOLESALE ACCOUNTS					Search Accounts
Name	Company	City/State	Dealer Code	Approval Date	
Amanda Cherry	Amandas Auto Repair	ATLANTA Manitoba		10/11/2018 11:09:40 AM	<a href="#">ACCOUNT DETAILS &gt;</a>
Elliot De Peralta	SimplePart	edmonton Alberta		10/4/2018 2:42:24 PM	<a href="#">ACCOUNT DETAILS &gt;</a>
Amanda Cherry	SimplePart (TEST)	Toronto Ontario		10/4/2018 1:42:59 PM	<a href="#">ACCOUNT DETAILS &gt;</a>
John Siecker	Test Wholesale Site	Richmond Hill Other		10/4/2018 12:06:07 PM	<a href="#">ACCOUNT DETAILS &gt;</a>

Once the customer logs in, they will see discounted pricing every time they log into the site.

You can also view further details on accounts by clicking “More Info” for Pending Wholesale Accounts

Customer Details	Order History	Web History	Chat History	Email History	Pricing
------------------	---------------	-------------	--------------	---------------	---------

EDIT

Customer Details

First Name	Joe
Last Name	Sample
Phone Number	(123) 456-7890
Email Address	wholesale.parts@bmwgroup.ca
Business Name	Sample IR
Tax ID	
Tax Exempt	<input type="checkbox"/>
Wholesale Enabled	<input type="checkbox"/>
Approved for Wholesale	<input type="checkbox"/>
Account Locked	<input type="checkbox"/>
Wholesale	<div>APPROVE REQUEST</div>

Billing Address

Street	51 Ultimate Drive
City	Richmond Hill
State	Ontario
Postal Code	L4S 0C8
Country	Canada

Shipping Address

Street	51 Ultimate Drive
City	Richmond Hill
State	Ontario
Postal Code	L4S 0C8
Country	Canada

Or “Account Details” for confirmed Wholesale Accounts:

Customer Details: Amanda Cherry

Customer DetailsOrder HistoryWeb HistoryChat HistoryEmail HistoryWholesale PricingCustom Product Information

EDIT

Customer Details

First Name	Amanda
Last Name	Cherry
Phone Number	(404) 735-8175
Email Address	bohe2017@gmail.com
Business Name	Amandas Auto Repair
Tax ID	Cherry
Tax Exempt	<input checked="" type="checkbox"/>
Wholesale Enabled	<input checked="" type="checkbox"/>
Approved for Wholesale	<input checked="" type="checkbox"/>
Account Locked	<input type="checkbox"/>
Wholesale	SEND NEW PASSWORD

Billing Address

Street	84 WALTON ST NW, STE 400
City	ATLANTA
State	Manitoba
Postal Code	30303
Country	Canada

Shipping Address

Street	84 WALTON ST NW, STE 400
City	ATLANTA
State	Manitoba
Postal Code	30303
Country	Canada

From the Account Details page, you can click on the “Wholesale Pricing” link in the heading to display the wholesale pricing settings for this particular customer.

Customer Details: Amanda Cherry

Customer DetailsOrder HistoryWeb HistoryChat HistoryEmail HistoryWholesale PricingCustom Product Information

Media Sets for this Website User

Media	Price Set	
BMW - Canada	Wholesale Cost + 20%	EDIT
BMW Canada EN - QuickStart	Wholesale Cost + 20%	EDIT
BMW Cars Vehicle Accessories - CAN English	10% Discount of MSRP	EDIT
BMW Lifestyle Collection - CAN English	Default	EDIT

The Price Sets can be adjusted by clicking the “Edit” button

Customer Details: Amanda Cherry
Customer Details
Order History
Web History
Chat History
Email History
Wholesale Pricing
Custom Product Information

Media Sets for this Website User

Media	Price Set	
BMW - Canada	Wholesale Cost + 20%	UPDATE
BMW Canada EN - QuickStart	Default	CANCEL
BMW Cars Vehicle Accessories - CAN English	Sample Wholesale 20% Off	EDIT
	Sample Test	
	10% Discount of MSRP	
	Wholesale Cost + 20%	
	Glen's 5% Off Special	
	Shirley's Best Customers- 22% Off	
	10% Discount of MSRP	
BMW Lifestyle Collection - CAN English	Default	EDIT

From here, you can choose a different Price Set from the dropdown menu and click the Update button.

Note: The Price Sets in the Dropdown are the ones created in the Pricing menu under Settings. You can access this menu at any time to add or edit the Price Sets

Media Sets for this Website

Media	Price Set	
BMW - Canada	10% Discount of MSRP	EDIT
BMW Canada EN - QuickStart	10% Discount of MSRP	EDIT
BMW Cars Vehicle Accessories - CAN English	10% Discount of MSRP	EDIT
BMW Lifestyle Collection - CAN English	Default	EDIT

Price Sets

Sample Test
10% Discount of MSRP
Wholesale Cost + 20%
Glen's 5% Off Special
Shirley's Best Customers- 22% Off
New Set

New Set

UPDATE

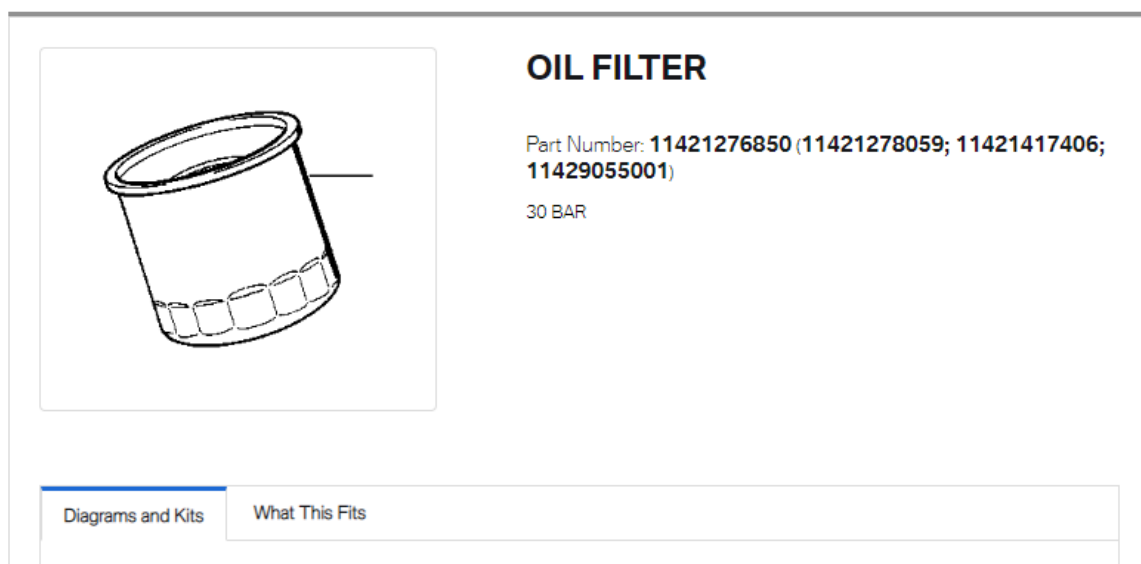
ADD NEW

DELETE

## Custom Item Pricing

One especially neat feature of the new Wholesale Module is the ability to create custom pricing for items in specific accounts. This can be helpful if—for instance—you have an IRF (Independent Repair Facility) who frequently orders the same products from you and you’d like to offer them a special deal.

In this example, we’re offering a special deal on a specific oil filter



By clicking the Custom Product Information text in the header, you can enter the part number in the “Edit Product” field. Then, you’ll be able to enter custom pricing for this specific product.

Tip: We recommend editing the costMarkup value rather than the actual cost

Customer Details: Amanda Cherry

Customer Details   Order History   Web History   Chat History   Email History   Wholesale Pricing   Custom Product Information

Custom product information 11421276850

Key Name	Value	
cost		EDIT DELETE
costMarkup	1.10	EDIT DELETE
fixedShipping		EDIT DELETE
isEnabled		EDIT DELETE
isHazardous		EDIT DELETE
isLocalPickupOnly		EDIT DELETE
isOnSale		EDIT DELETE
price		EDIT DELETE
productDescription		EDIT DELETE
ProductLaborHours		EDIT DELETE
specialNote		EDIT DELETE

Edit Product:

34116780215  
11421276850

## Orders Screen

When you view your Order History , Wholesale orders will be marked with a (W).

				Order History
I	#	Date	Name	Status
●	3490607	10-17 10:24	Cherry, Amanda [W]	Payment Confirmed: PO
●	3490586	10-17 10:18		Payment Confirmed: PO
●	3486417	10-15 15:18		Payment Confirmed: PO
●	3486290	10-15 14:41	Siecker, John [W]	Received: PO
●	3480501	10-12 15:30		Received: PO
●	3479821	10-12 10:18		Payment Confirmed: PO
●	3477674	10-11 11:20	Cherry, Amanda [W]	Payment Confirmed: PO
●	3476185	10-10 16:40	Siecker, John [W]	Received: PO
●	3475638	10-10 13:11		Received: PO
●	3473871	10-09 16:42		Received: PO
●	3473824	10-09 16:24	Siecker, John [W]	Payment Confirmed: PO
●	3473348	10-09 13:09		Payment Confirmed: PO
●	3464752	10-05 11:15		Received: PO
●	3464726	10-05 11:05	Siecker, John [W]	Received: PO

This makes it easy to differentiate between wholesale and regular orders.

If you have any further questions about the Wholesale Module, please contact SimplePart's support at [support@simplepart.com](mailto:support@simplepart.com) or 1-888-843-0425.